

# C.A.S.E. ACT

Californians Against Sexual Exploitation



JUSTICE STARTS WITH YOU.

## VOLUNTEER PETITION CIRCULATOR GUIDE



*Californians Against Sexual Exploitation (CASE Act) is a joint effort between California Against Slavery and the Safer California Foundation.*

# GET INVOLVED



# Part 1 – Volunteer Requirements



## VOLUNTEER REQUIREMENTS

### 1) **REGISTERED VOTER IN CALIFORNIA (State of California requirement)**

- A U.S. citizen, and
- A resident of California, and
- 18 years old by the next election

*If you are unsure of your status (recently moved, just married, haven't voted in 2 years), please register to vote (or check your status) at [www.sos.ca.gov/elections/](http://www.sos.ca.gov/elections/)*

### 2) **SIGN & MAIL THE TWO VOLUNTEER FORMS TO C.A.S.**

ALL volunteers must sign the Liability and Petition Circulator Compliance Agreement forms, they are the last two pages of this guide, and also available on our website at:

[www.californiaagainstsavery.org/petition](http://www.californiaagainstsavery.org/petition)

Since the petition is a legal document, there are laws governing it. If these laws are not followed, the signatures will be considered invalid.

#### **Information on the petition is protected by law. It is a misdemeanor to:**

- Use the signer's information for any purpose other than qualifying the petition;
- Misrepresent the contents, purpose or effect of the measure;
- Prevent a potential signer from reading the petition;
- Pay a signer for his or her signature;
- Refuse to return a section to the proponents.

***Basically it's against the law to lie or misuse the data collected.***

### 3) **REGISTER AS A VOLUNTEER WITH C.A.S.**

Sign up for our newsletter on our website, which also registers you as a volunteer. Get connected to your local volunteer team, and receive important campaign updates!

### 4) **SET A GOAL!**

Set your goal to 500, 750, or 1,000 signatures!

## LOCAL VOLUNTEER TEAMS & MEETINGS

Volunteers will work with each other to collect signatures at public locations and events. Each county will be coordinated by County Leaders (volunteer position), or C.A.S. staff. Each county will have a monthly volunteer meeting where volunteers can meet, discuss the calendar of events and volunteers opportunities, receive training, and pick up and drop off petitions.

Volunteer meetings will be announced by email and posted on the calendar on our website. If you are interested in becoming a County Leader, please see Part 6 of this Guide.



# Part 2 – How to Fill Out the Petition Form

**DO NOT WRITE IN ANYTHING FOR THE SIGNER**

## 1) ONLY REGISTERED VOTERS IN CALIFORNIA CAN SIGN THE PETITION

- If a person is not registered to vote, hasn't voted in two years, or is not sure, please have them register to vote.
- After the person fills out the Voter form and the petition, write the Voter form card number in the left column of their entry on the petition.
- Mail in the Voter Registration cards as soon as possible.
- Voter Registration cards are at the post office or [www.sos.ca.gov/elections/](http://www.sos.ca.gov/elections/)  
**Unregistered voter signatures will be invalidated**

## 2) EACH PETITION FORM IS VALID FOR ONE COUNTY ONLY

- Before you start, write in the county name for the petition.  
**Signatures on the wrong county sheet will be invalidated**

## 3) PETITION FORM INSTRUCTIONS:

**ONE county per petition**

↓

All signers of this petition must be registered to vote in _____ County.		This column for official use only
1. Print Your Name: _____	Residence Address ONLY: _____	
Sign As Registered to Vote: _____	City: _____ Zip: _____	
2. Print Your Name: _____	Residence Address ONLY: _____	

**Signers must fill out all fields. No abbreviation of street name/city, no PO BOX**

**Fill in new voter registration card # if applicable.**

### DO:

- The signer must fill in all fields completely and legibly.
- The name, address, and signature of the signer should be exactly as they filled out on their voter registration form. If their information has changed, they must fill out a new Voter Registration card.
- **Black** or **Blue** pen preferred
- After someone signs, please check to make sure the information is **legible!**
- If there's a mistake, cross out the entire signature with **only one line** and start over again on the next line.

### DO NOT:

- Do not write on the petition or make notes on it (besides the County Name). Use a post-it.
- Once stapled, do not separate the pages.
- Do not have someone sign more than once. It won't count.
- No nicknames, no abbreviations, no P.O. Boxes, no ditto marks (" ").
- No white out, no pre-addressed mailing stamps, no sticker mailing labels.
- **DO NOT** fill out the form for anyone. Some people have a stamp that they are legally allowed to use for their signature.



## Part 2 – How to Fill Out the Petition Form


### 4) LASTLY, SIGN THE DECLARATION OF CIRCULATOR

- You are a witness to each signature; do not leave the petition unattended.
- At the end of each petition, you must sign the “Declaration of Circulation” saying that you witnessed each signature.

**DECLARATION OF CIRCULATOR** (To be completed in circulator’s own hand after the above signatures have been obtained.)

I, \_\_\_\_\_, am registered to vote or am qualified to register to vote in the State of California.  
(print name)

My residence address is \_\_\_\_\_ . I circulated this section of the petition and  
(address, city, state, zip)  
witnessed each of the appended signatures being written. Each signature on this petition is, to the best of my information and belief, the genuine signature  
of the person whose name it purports to be. All signatures on this document were obtained between the dates of \_\_\_\_\_ and  
(month, date, year)  
\_\_\_\_\_. I declare under penalty of perjury under the laws of the State of California that the foregoing is true and correct.  
(month, date, year)

Ex \_\_\_\_\_, \_\_\_\_\_, at \_\_\_\_\_, California.   
(month, date,) (year) (place of signing, City) Signature of Petition Circulator  
(complete signature indicating full name of circulator)

**Fill this  
LAST.**

- 5) MAIL IN YOUR PETITIONS REGULARLY (even if every box is not filled out).  
This helps us to have an accurate count of how many signatures we have, and how many more are needed. Absolute last day to mail in petitions is **mid April 2012 (we will email you about the exact date).**

**MAIL PETITIONS TO:**  
**CALIFORNIA AGAINST SLAVERY**  
PO BOX 7057  
Fremont, CA 94537  
Campaign phone number: 510-473-7283  
Campaign email: [info@californiaagainstsavery.org](mailto:info@californiaagainstsavery.org)  
[www.californiaagainstsavery.org](http://www.californiaagainstsavery.org)



## Part 3 – Materials

### MATERIALS CHECK-LIST. BE SURE TO BRING THE FOLLOWING:

- 1) **MANY COPIES OF THE PETITION.**
  - Download and print the entire petition from our website (you must print the petition in its entirety and staple it together. Each petition must have the entire initiative text for the signer to be able to read.)
  - Or, pick up petitions from your County Leader, local Volunteer Meeting, or “pick up” location.
- 2) **BLUE OR BLACK PENS ONLY.** Bring double the amount you think you need!
  - You can tie pens to your clipboard with a string or ribbon.
- 3) **CLIPBOARDS OR HEAVY CARDBOARD CUT-OUTS.**
  - At least 2 clipboards for your county (you don't want someone to have to wait to sign the petition)
  - At least 1 clipboard for all other counties (the counties adjacent to yours, or those signed less often)
  - On the back of your clipboard, you can tape the CASE information sheet which lists the initiative proposals.
- 4) **CASE ACT MATERIALS**
  - Frequently Asked Questions packet
  - CASE Act mini flyers (for those who want to check out our website or organization)
- 5) **VOLUNTEER BUTTON.** People will be more receptive to you if they know you are a volunteer.
- 6) **VOTER REGISTRATION CARDS.** Pick them up at your post office, and mail them in ASAP.
- 7) **YOUR ID.** Just in case.

**PETITION AND MATERIALS AVAILABLE FOR DOWNLOAD AT:  
[WWW.CALIFORNIAAGAINSTSLAVERY.ORG/PETITION](http://WWW.CALIFORNIAAGAINSTSLAVERY.ORG/PETITION)**





## Part 4 – Who to Ask / Where to Go

### 1) WHO TO ASK / WHERE TO GO:

#### **Start With the People You Know!**

- Friends, family, neighbors, colleagues, club members, etc.
- Bring your petition everywhere! Meetings, events, get-togethers, etc.
- Ask to have a “sign the petition day” at your religious organization. You can ask to make a short announcement about the petition, and that you will be collecting signatures after service. The validity rate at religious organizations is ~80%! (We have an informational sheet for religious organizations and lobbying on our website)

#### **Next, Try Public Locations in Your Community:**

- **Public locations:** local grocery stores, “healthy” grocery stores, busy stores, any idle areas (transportation waiting areas, movie theater lines, etc), or places where there is a line (sporting events before the doors open), mall or shopping center. *Tip: if you see someone else selling something, or collecting donations in front of a store, you will probably be allowed to collect there too.*
- **Special events:** Festivals or events (farmer’s markets, art walks, charity sport events, food festival, fair, cultural festival, concert, etc.), just ask the organizer if you can set up a table to collect. Or, you can collect outside the entrance/exit on a public sidewalk. *Tip: Check your newspaper, city calendar, online calendars for events.*
- **Colleges:** Students are enthusiastic supporters but the validity rate of signatures is ~50%. Please be adamant that they re-register if they are unsure where they are registered to vote, or might be registered in their hometown. They must sign the petition of the county they are registered to vote or it won’t count. *Tip: Busy times on campus: mornings, lunchtime, job fairs and vendors fairs. Check their calendar of events for any special events. Contact a campus club to see if they will volunteer.*

### 2) YOUR RIGHTS:

In California, you have the constitutional right to gather signatures at the following places:

- Public sidewalks, parks, and public spaces (as long as you do not obstruct traffic)
- Downtown areas
- Farmer’s markets, art walks
- Businesses, libraries, post offices, etc. that have an entrance on a public street
- Door-to-door
- Privately-owned shopping malls
- Shopping centers and malls with an open public forum or public gathering area. Owners have the right to establish the time and place, but cannot prohibit it.

You do not have the right to gather signatures:

- In the area immediately surrounding the entrance of a retail store that is not a public forum (no plaza, courtyard, walkways, etc).

### 3) EFFECTIVE TIPS:

- For a store, get permission or check in with management. Maintain a friendly relationship.
- Do not block walkways or doorways; do not harass, argue with, or chase people.
- The exit door is best – people are not as rushed.

## Part 5 – Talking Points



### 1) EFFECTIVE TIPS:

- Always be polite! You are representing the cause and the victims!
- Ask first if the person is registered to vote. (If not, ask if he or she wants to register. If not, don't waste your time; move on to the next person!)
- Get the clipboard in the person's hands. The person will likely sign if it's in their hands.
- Keep conversations very brief! Just a couple minutes. If the person wants more information or has lots of questions, hand them the CASE Act Fact sheet or direct them to our website, and move on to the next person.
- Don't lose a signature - carry multiple clipboards so several people can sign at once.
- Once someone is signing, you can start approaching the next person. People are more likely to sign if they see someone else doing it.
- Wear your volunteer button, and look approachable.
- Bring a copy of the CASE Act Fact Sheet with you. The fact sheet with pictures of past human trafficking victims is a great way to address questions and visually connect potential signers with the issue.
- DO NOT take rejections personally! Take a deep breath, stay positive, and remember the goal you are working towards! Always say, "Thank you anyways." (The person that rejected you might walk back and sign, or see you next week and sign.)
- Be careful of your language if a child is present. You may want to eliminate the word "sex." You could say, "This is to protect victims of human trafficking. The average victim is a 13 year old American girl, who is exploited for the commercial gain of another person."
- Always bring a sign-up sheet for the email list! The more volunteers we have, the more signatures we can gather. Ask interested signers to sign-up for email updates.
- If you have a table, don't sit! Stand up, say hello and get people to sign!





## Part 5 – Talking Points (continued)

### **2) OPENING LINES:**

“Are you a registered voter in California?” Followed by one of these:

- “Sign here to increase penalties and fines for human traffickers. (OR sex trafficking of minors, child sex trafficking.)
- “Your signature to support strong anti-human trafficking laws.” It’s a human rights issue.
- “Sign here to create the toughest anti-human trafficking law in the country.”

### **3) TALKING POINTS:**

- THIS IS A HUMAN RIGHTS ISSUE. Stop sexual exploitation/enslavement.
- A national study gave California an “F” grade on laws against child sex trafficking.
- Each year in the United States 100,000 to 300,000 minors are at risk of being exploited in the commercial sex industry.
- This initiative will improve Megan’s Law against online predators by requiring that registered sex offenders disclose their internet accounts.
- The new law will increase jail sentencing for criminals, increase fines paid by criminals, direct fines to victim services, and require law enforcement training on human trafficking.
- The current penalty for sex trafficking a minor is a maximum of 8 years. We are asking for a maximum of life in prison. We need stronger laws to deter this crime.
- Your signature means that this proposed initiative will make it on the ballot so that we can vote on it. You are not voting on it right now.

*For more talking points and other helpful information see the CASE Act Fact Sheet*





#### 4) **EXAMPLE CONVERSATION:**

- Volunteer: "Hello, are you a registered voter in California?"  
 Signer: "Yes."  
 Volunteer: "Great, please sign here to increase the penalty and fines for human trafficking." **Hand them the clipboard.**  
 Signer: "Human trafficking?" Looks over petition.  
 Volunteer: This will increase the penalty for human trafficking from 3-8 years to as much as 15-to-life. What county are you registered in?  
 Signer: "Wow, sounds good." Signing petition.  
 Volunteer: "Would you like to sign up for our email list to get updates on our effort? It'll only take seconds to fill." Flip to sign-up sheet  
 Signer: "Yes." Fills out sheet  
 Volunteer: "Thank you for your support, please vote for it in November 2012." Check information to make sure it's legible. "Have a great day." Move on to the next person!



#### 5) **QUICK ANSWERS:**

- [Can I sign this online?](#) No, this is a ballot initiative petition and requires physical signatures from registered voters in the state of California and requires a witness (the volunteer). You can, however, download it on our website, sign it, and mail it in.
- [Don't we already have laws for this?](#) Yes the California Trafficking Victims Protection Act, but it does not adequately reflect the severity of the crime. For example, the maximum sentence for sex trafficking a minor is only 8 years.
- [Why not use the Federal Anti-Human Trafficking law?](#) Most cases are handled at the local level, so we need the state law to be strong.
- [Why a ballot initiative?](#) It's difficult for legislators to carry a bill that increases prison time. There is reluctance to pass any bill involving cost or sentence enhancement.
- [Who wrote this law?](#) It was written with help from advocacy groups and law enforcement.
- [Is human trafficking really a problem?](#) Yes, it's underreported because law enforcement generally do not know how to identify human trafficking or handle victims. It is estimated that 100,000 American minors are at risk for being sold for sex every year. (You may want to print a news article from our website: <http://californiaagainstsavery.org/learn/>)
- For more Questions and Answers, please refer to our Frequently Asked Questions guide on our website.

#### 6) **PRATICE EXERCISES (you will need a partner):**

- Introduce yourself and why you are volunteering for this campaign (in one sentence). You may be asked this and want to have a response ready.
- Role play: Pretend you have just run into a friend or family member and they ask you, "what's new?" Tell them about the initiative petition and ask them to sign.
- Role play: Take turns reading the example conversation from point #4. Get a clipboard and practice handing over the petition. Remember to get the clipboard in their hand.
- Role play: Using the questions and answers in point #5, practice asking for a signature and asking and responding to some of these questions.
- Role play: Using the opening lines in point #2, practice your opening lines, and what is comfortable for you to say.


PLEASE REMEMBER to keep your conversations **SHORT!** Your goal is to get their signature, education will be in the next phase of the campaign.



## Part 6 – Volunteer Leaders (optional)

We need Volunteer Leaders in every county in the state to help us coordinate volunteers and collect signatures!

Volunteer Leaders can coordinate volunteers in one city, or form a team to coordinate volunteers from one county. This is an excellent leadership opportunity!



### Volunteer Leaders Duties

**1. Gather Signatures:** As a leader, please show volunteers how easy it is to get signatures by aiming for a certain number, we suggest 500-1,000!

**2. Coordinate & Train Volunteers:** CAS will send you updated lists of volunteers local to you. Please contact volunteers to train them and invite them to gather signatures with you!

*If there are lots of volunteers on your list, CAS staff can assist with making phone calls.*

**3. Organize Volunteer Events:** Organize events or locations to gather signatures. (See "Part 4 – Who to Ask, Where to Go") Rally up volunteers to collect signatures!

*CAS staff will research and send you major events and locations to gather signatures, and will help you with any research or clearance you need.*

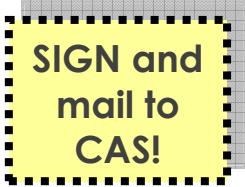
**4. Organize, or assist with organizing, a Monthly Volunteer Meeting & Training.** The purpose of the meetings are for volunteers to get together once a month, for new volunteers to receive training, for petitions to be dropped off and supplies replenished, and to sign up for volunteer events for the month.

*CAS staff can help organize these meetings (depending on how close we are to you).*

*CAS staff will also send out regional monthly emails with volunteer leader, meeting information, and volunteer needs.*

**If you are interested in becoming a Volunteer Leader, please contact us!**

**CALIFORNIA AGAINST SLAVERY**  
PO BOX 7057  
Fremont, CA 94537  
Campaign phone number: 510-473-7283  
Campaign email: [info@californiaagainstsavery.org](mailto:info@californiaagainstsavery.org)  
[www.californiaagainstsavery.org/petition](http://www.californiaagainstsavery.org/petition)



**Petition Circulator Compliance Agreement**

I am \_\_\_\_\_ (printed name) and I reside at \_\_\_\_\_ (address), in \_\_\_\_\_ (city), \_\_\_\_\_ (zip) and can be reached at \_\_\_\_\_ (phone number) and \_\_\_\_\_ (email), and that I am at least 18 years of age at this time on \_\_\_\_\_ (today: day,month,year) and I make these statements under penalty of perjury:  \_\_\_\_\_ (signature).

I have received instruction and direction on the requirements and prohibitions imposed by state law with respect to the circulation of petitions and the gathering of signatures. I understand that I shall not collect or use any personal information from any Petition for any use of any kind, personal, business, or political. If I gather volunteer and recruiting information, I will do so on a separate clearly identified sign-up sheet that the new person must provide by their own hand, with clear attention that there is no obligation or need to help work on our Campaign. Any collection of volunteer/recruiting information must be on clearly identified Campaign Letterhead and/or clearly identified Campaign Sign-up sheets.

I agree not to use any information from our Initiative Petition for a purpose other than qualification of the proposed measure for the ballot. (Section 9607) The Petition may be circulated by a number of individuals carrying separate, identical parts of the Petition, or sections. As a petition circulator who intends to obtain signatures for California Against Slavery, I have personally completed the attached declaration to the Petition. I have not used pre-printed dates or generalized dates in any form.

I will sign my declaration under penalty of perjury, at the completion of each Petition I submit to California Against Slavery as completed by me, by my hand in ink from a pen. In accordance with Code Civ. Proc. Section 2015.5 and Section 9609, before I started circulation of any Petition for the collection of any signatures for California Against Slavery, I provided my word and promise to the person, company official, or other organizational officer who is in charge of signature gathering that:

I, \_\_\_\_\_ (printed name), acknowledge that it is a misdemeanor under state law (Section 18650 of the Elections Code) to knowingly or willfully allow the signatures on an initiative petition to be used for any purpose other than qualification of the proposed measure for the ballot. I certify that I will not knowingly or willfully allow the signatures for this initiative to be used for any purpose other than the qualification of the measure for the ballot.

\_\_\_\_\_ Dated this \_\_\_\_\_ day of \_\_\_\_\_, 20\_\_\_\_  
(Signature of Circulator)

This statement will be kept on file by the California Against Slavery for not less than eight months after the certification of the results of the election for which the petition qualified or, if the measure did not qualify, eight months after the deadline for submission of the petition to elections officials.

**MAIL TO: CASE Act c/o California Against Slavery, P.O. Box 7057, Fremont, CA 94537**





**SIGN and  
mail to  
CAS!**

## CALIFORNIA AGAINST SLAVERY Volunteer Liability Release Form

I, \_\_\_\_\_, hereby release, indemnify, and hold harmless California Against Slavery and their respective officers, volunteers, agents, representatives, successors and assigns, and all persons conducted directly or indirectly, the activities surrounding my involvement as a volunteer from any and all claims, rights, demands, actions, causes of action, expenses and damages, which I or my heirs, personal representative, successors, assigns or anyone claiming by, through or under me ever had, now have, or may have against the parties identified above arising from any injury, act or omission relating to my participation as a volunteer.

I understand that I am to receive no payment for services from California Against Slavery. I am not an employee. I will not be entitled to and will not receive Worker's Compensation benefits or other similar payments from California Against Slavery under the law of the State of California in the event that I am injured.

I also hereby consent that California Against Slavery can copyright, publish, use, sell or assign any and all photographic portraits or pictures, television spots, movie films, videotapes and/or sound records or any part thereof, that they may take of me during my work as a volunteer in which I may be included in whole or in part whether separate or in conjunction with, illustrative or written manner, story or news item, motion pictures, television or radio spots or for publicity, advertising or any other lawful purpose whatsoever, in conjunction with my name or in anonymity. I hereby waive any right I may have to inspect and/or approve the finished product or advertising copy that may be used in conjunction therewith or the use to which it may be applied.

I have carefully read this Release Form and fully understand its contents. I am aware that this is a release of liability and I sign of my own free will.

---

**Print Name**

---

**Signature**

---

**Date**

***Mail in the "Circulator Petition Circulator Compliance Agreement"  
and "Volunteer Liability Release Form" to:***

**California Against Slavery  
PO Box 7057  
Fremont, CA 94537**



*Take the Next Step!*



**LEARN MORE | BE INFORMED | JOIN THE MAILING LIST**

FIRST, LAST NAME	EMAIL ADDRESS	PHONE NUMBER (Optional)	CITY (Optional)